


# IMPLEMENTASI SAKIP BALAI BESAR POM DI DENPASAR



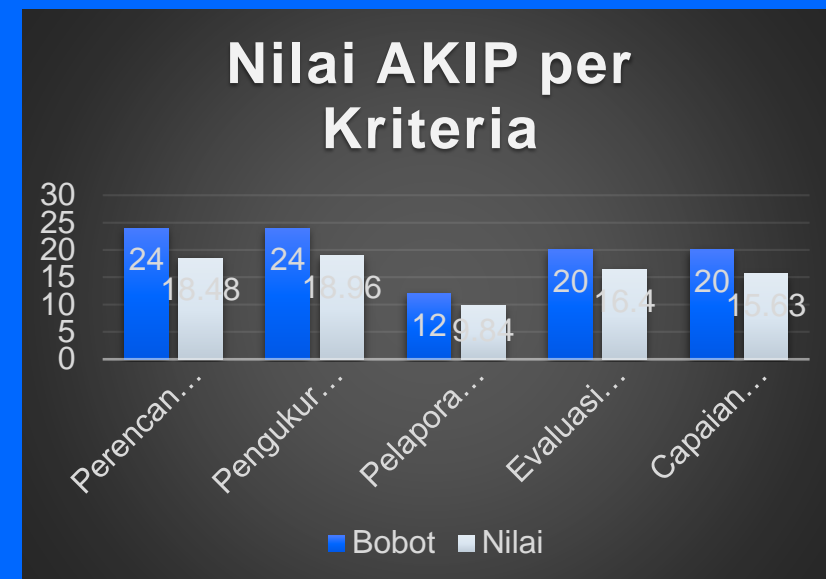
# 1. Nilai AKIP BBPOM di Denpasar Tahun 2022

| Indikator Kinerja                      | Target | Realisasi | Capaian | Kategori            |
|--|--------|-----------|---------|---------------------|
| Nilai AKIP Balai Besar POM di Denpasar | 77.90  | 79.31     | 101.81  | Memenuhi Ekspektasi |

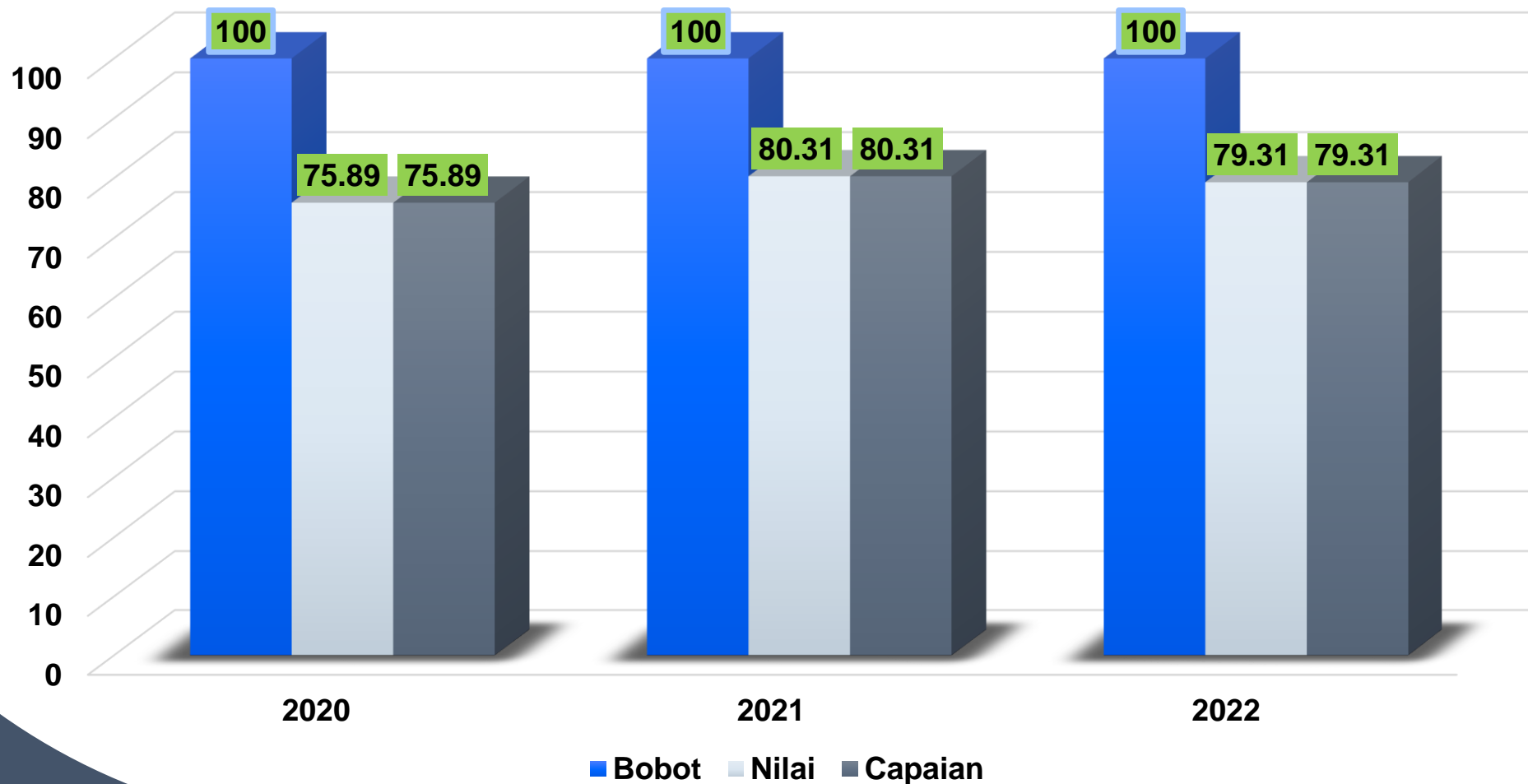


# 2. Nilai AKIP per Kriteria Tahun 2022

| NO | Kriteria                     | Bobot      | Nilai        |
|----|------------------------------|------------|--------------|
| 1  | Perencanaan Kinerja          | 24         | 18,48        |
| 2  | Pengukuran Kinerja           | 24         | 18,96        |
| 3  | Pelaporan Kinerja            | 12         | 9,84         |
| 4  | Evaluasi Internal            | 20         | 16,40        |
| 5  | Capaian Kinerja              | 20         | 15,63        |
|    | <b>Nilai Hasil Evaluasi</b>  | <b>100</b> | <b>79,31</b> |
|    | <b>Tingkat akuntabilitas</b> |            | <b>BB</b>    |



### 3. Perbandingan Realisasi dan Capaian Nilai AKIP Tahun 2022 dengan Tahun 2020 dan tahun 2021



# 4. Rincian Nilai AKIP Tahun 2020-2022

| NO | Kriteria  | Bobot      | 2020         | 2021         | 2022       |              |
|----|---|------------|--------------|--------------|------------|--------------|
|    |   |            | Nilai        | Nilai        | Bobot      | Nilai        |
| 1  | Perencanaan Kinerja   | 30         | 24.11        | 25.89        | 24         | 18.48        |
| 2  | Pengukuran Kinerja  | 25         | 18.75        | 19.06        | 24         | 18.96        |
| 3  | Pelaporan Kinerja   | 15         | 13.21        | 13.93        | 12         | 9.84         |
| 4  | Evaluasi Internal   | 10         | 6.20         | 7.81         | 20         | 16.40        |
| 5  | Capaian Kinerja   | 20         | 13.62        | 13.62        | 20         | 15.63        |
|    | <b>Nilai Hasil Evaluasi</b>   | <b>100</b> | <b>75,89</b> | <b>80.31</b> | <b>100</b> | <b>79.31</b> |
|    | <b>Tingkat Akuntabilitas Kinerja</b>  |            | <b>BB</b>    | <b>BB</b>    |            | <b>BB</b>    |
|    | <b>Kenaikan /Penurunan</b>  |            | <b>0</b>     | <b>4.42</b>  |            | <b>-1.00</b> |
|    | Nilai AKIP 2022: 79.31<br>Target AKIP 2023: 78.90 (naik target <b>1.00</b> dari nilai 2022) |            |              |              |            |              |

# Capaian Kinerja Anggaran



KEMENTERIAN KEUANGAN REPUBLIK INDONESIA

BALAI BESAR PENGAWAS OBAT DAN MAKANAN DENPASAR

## PAGU DAN REALISASI BELANJA

Bulan : 01 s.d. 06 Tanggal : 01-01-2023 s.d. 30-06-2023

| No    | BA-Satker  | Nama Satker                                    | KPPN | Ket        | Jenis Belanja  |                |               |             |         |         |
|-------|------------|--|------|------------|----------------|----------------|---------------|-------------|---------|---------|
|       |            |  |      |            | Pegawai        | Barang         | Modal         | Beban Bunga | Subsidi | Hibah   |
| 1     | 063-432954 | BALAI BESAR PENGAWAS OBAT DAN MAKANAN DENPASAR | 037  | PAGU       | 14,036,400,000 | 24,291,678,000 | 3,556,940,000 | 0           | 0       | 0       |
|       |            |  |      | REALISASI  | 7,524,857,230  | 10,972,431,716 | 2,935,300,000 |             |         |         |
|       |            |  |      | PERSENTASE | (53.61%)       | (45.17%)       | (82.52%)      | 0.00%       | 0.00%   | 0.00%   |
|       |            |  |      | SISA       | 6,511,542,770  | 13,319,246,284 | 621,640,000   | 0           | 0       | 0       |
| TOTAL |            |  |      | PAGU       | 14,036,400,000 | 24,291,678,000 | 3,556,940,000 | 0           | 0       | 0       |
|       |            |  |      | REALISASI  | 7,524,857,230  | 10,972,431,716 | 2,935,300,000 |             |         |         |
|       |            |  |      | PERSENTASE | (53.61%)       | (45.17%)       | (82.52%)      | (0.00%)     | (0.00%) | (0.00%) |
|       |            |  |      | SISA       | 6,511,542,770  | 13,319,246,284 | 621,640,000   | 0           | 0       | 0       |

**Realisasi  
anggaran  
sampai  
dengan  
Juni  
2023 :  
49.03 %**